



Green Lion
HYPER AIR PORTABLE
TYRE INFLATOR

SKU: GNHYINFTRBK
Model No: GTI-02

Table of Contents

Product Overview	2
Specifications	2
Product Design	4
Setup Guide	4
Five modes	5
Preset tire pressure	6
Disposal	6
Warranty	7
Contact Us	7

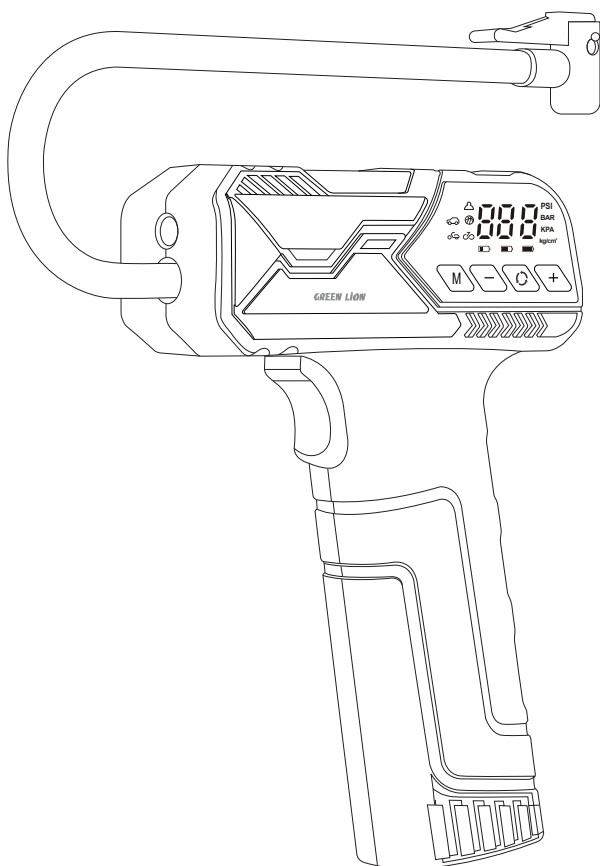
Product Overview

The Green Lion Hyper Air Portable Tyre Inflator offers a 50W motor that delivers up to 150 PSI of high pressure, making it ideal for inflating car tyres, bikes, and other inflatable items. It features a 51 cm flexible hose, quick inflation capabilities, a digital gauge, and both preset and manual modes for versatile use. The inflator also comes with a built-in LED light for added convenience in low-light conditions and includes USB-C charging for efficient power. With multi-nozzle adapters, it ensures compatibility with various inflatables, making it a smart choice for both everyday use and emergencies.

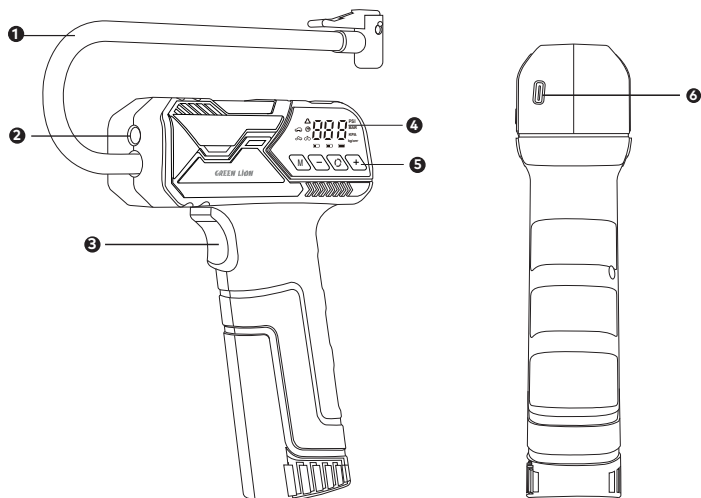
Specifications

Model No	GTL-02
Material	ABS + Metal
Battery	1800mAh2
Power	50W
Voltage	DC 7.4V
Cylinder Diameter	17 mm
Hose Length	51 cm
Inflation Speed	16L/min
Pressure Range	0-150 PSI
Units	PSI, KPA, BAR, KG/CM ²
Noise Level	<85 dB

Charging Port	USB-C
Charging Time	4-5 Hrs
Working Time	9.5 min
Product Weight	490 g
Product Dimensions	205*52*137 mm



Product Design





- 1. Air hose
- 2. LED light
- 3. Inflation button
- 4. Digital display
- 5. Operation buttons
- 6. Type-C Charging port
- 7. Type-C cord x1
- 8. Multifunctional air nozzle

Setup Guide

A. Instructions for use

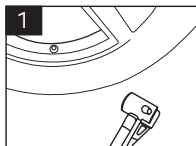
Please charge it fully before use

- 1. Connect the other end of the air hose to the valve of the tire.
- 2. Press and hold the "M" button to wake up the tire inflator.
- 3. Press and hold the  button to switch unit.
- 4. Press the  button to switch between five modes.
- 5. Press (+) (-) button to preset tire pressure.

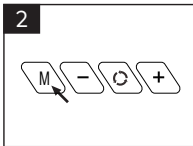
6. Press the inflation button to start the air pump.

FINISHED

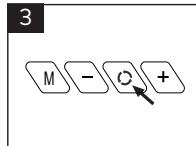
7. The tire inflator will stop automatically once tire pressure reaches preset value.



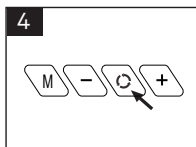
Connect the other end of the air hose to the valve of tire



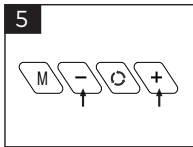
Press and hold the "M" button to wake up the tire inflator



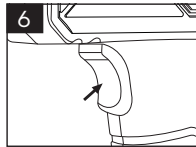
Press and hold the "↻" button to switch unit.



Press the "↻" button to switch "↻" "↻" "↻" "↻" "↻" five modes



Press "+" "-" button to preset tire pressure



Press the inflation button to start the air pump



The tire inflator will stop automatically once tire pressure reaches preset value

Five Modes



For Car Tire



For Motorcycle



For Bicycle




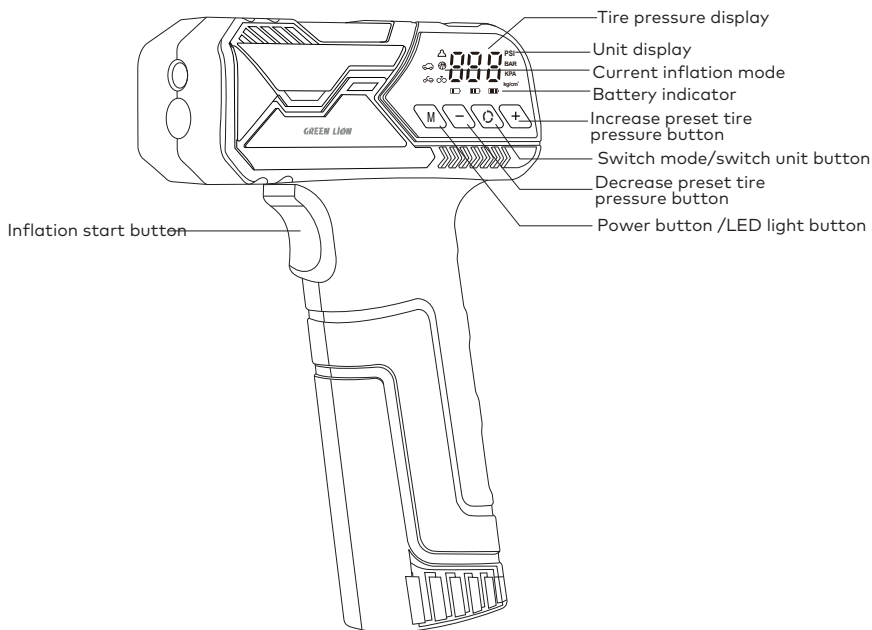
For Balls



Custom mode

Preset tire pressure

Press and hold  to switch the unit. Use the + or - button to adjust the numerical value, and wait a few seconds after setting for the numbers to stop flashing. Then turn on the Start Button to start the process. The tire inflator will automatically stop inflating when it reaches the specified air pressure.



Disposal

This product must not be disposed of as unsorted household waste. It is important to separate such waste for proper treatment and recycling, in compliance with local waste management regulations.

Warranty

Products that you buy directly from our **Green Lion** website or shop come with a 24-month warranty.

When you buy **Green Lion** products from any of our approved sellers, you only get a 12-month warranty. If you want to extend this warranty, go to our website at **<https://www.greenlion.net/warranty>** and fill out the form with your information. Don't forget to upload a picture of the product too. After we've checked and accepted your request, we'll send you an email to confirm that your product's warranty has been extended.

For more info, please check:
<https://www.greenlion.net/warranty>

Contact Us

If you have any questions about this Privacy Policy, please contact us at:

Website: **<https://www.greenlion.net/>**

Sales: **sales@greenlion.net**

Service Support: **Support@greenlion.net**

Telegram: **[@greenlion_global](https://www.instagram.com/greenlion_global)**

Instagram: **[@greenlion_global](https://www.instagram.com/greenlion_global)**